



ST-16649-2008

**More than the sum  
of their components**

**GAS DETECTION  
SYSTEMS**



## Superior performance with a pedigree

Dräger is a successful global player in the field of stationary gas measuring technology. For more than 70 years we have been developing gas measuring technology products, repeatedly setting new standards for measuring accuracy, durability and customer-specific adaptation options.

Our measuring technology monitors your production locations, warehouses and workplaces and warns you against imminent gas hazards and flames. In addition to a uniquely wide range of sensors, measuring instruments and technical components we offer expert planning, maintenance, service and training. Dräger sensors measure more than 400 flammable or toxic gases and vapours as well as oxygen in measuring ranges from Vol.-% through %-LEL to ppb. We can cover every required measuring technology with our own products: Infrared absorption, electrochemical reaction and catalytic bead to

detect hazardous gas emissions. However, our portfolio also includes various technologies for flame detection.

Third party products such as horns, warning lights and fans are compatible with our components and integrated by us into the system. Our gas measuring systems are of modular design, making your safety design future-proof and your investment pay off for years to come. New products are designed with compatibility in mind, meaning systems can normally be extended, modified or modernised at any time using existing components.

## Detailed planning, customised implementation

The integration of gas measuring and warning systems into existing infrastructures requires complex planning and flexible products. Chemical/physical data, technical potential, legal requirements and of course, your operational processes need to be aligned.

Dräger provides all the conditions for the successful setup of gas warning systems with recognised good products, competent consultation based on experience, professional planning and implementation and a reliable after-sales service. From the initial contact up to the final project acceptance, a gas warning system will be created in accordance with your requirements: functional, modular and scalable. All important components are developed and produced directly by Dräger. Sensors in particular are continually optimised and adapted to new requirements. Complemented by highly innovative electronics and software, these sensors can measure the smallest concen-

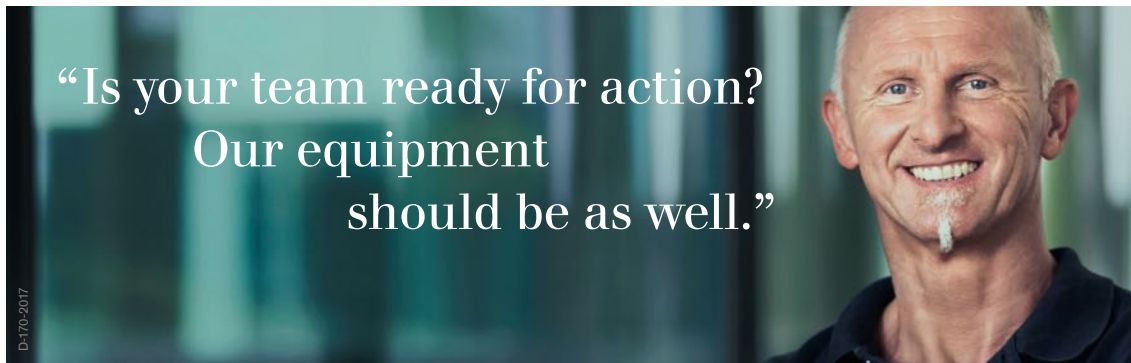
trations, even under adverse environmental conditions.

Patented self-check functions increase system availability and minimise the maintenance effort of the user. All system components from the transmitter to the controller feature standard interfaces like analogue 4-20-mA interfaces, HART® or various digital interfaces. These allow an optimum system configuration for every application for example, cabling costs, system availability and data throughput. Of course, Dräger meets global approval requirements and contributes significantly to the creation of and compliance with new standards.





## Always at your side



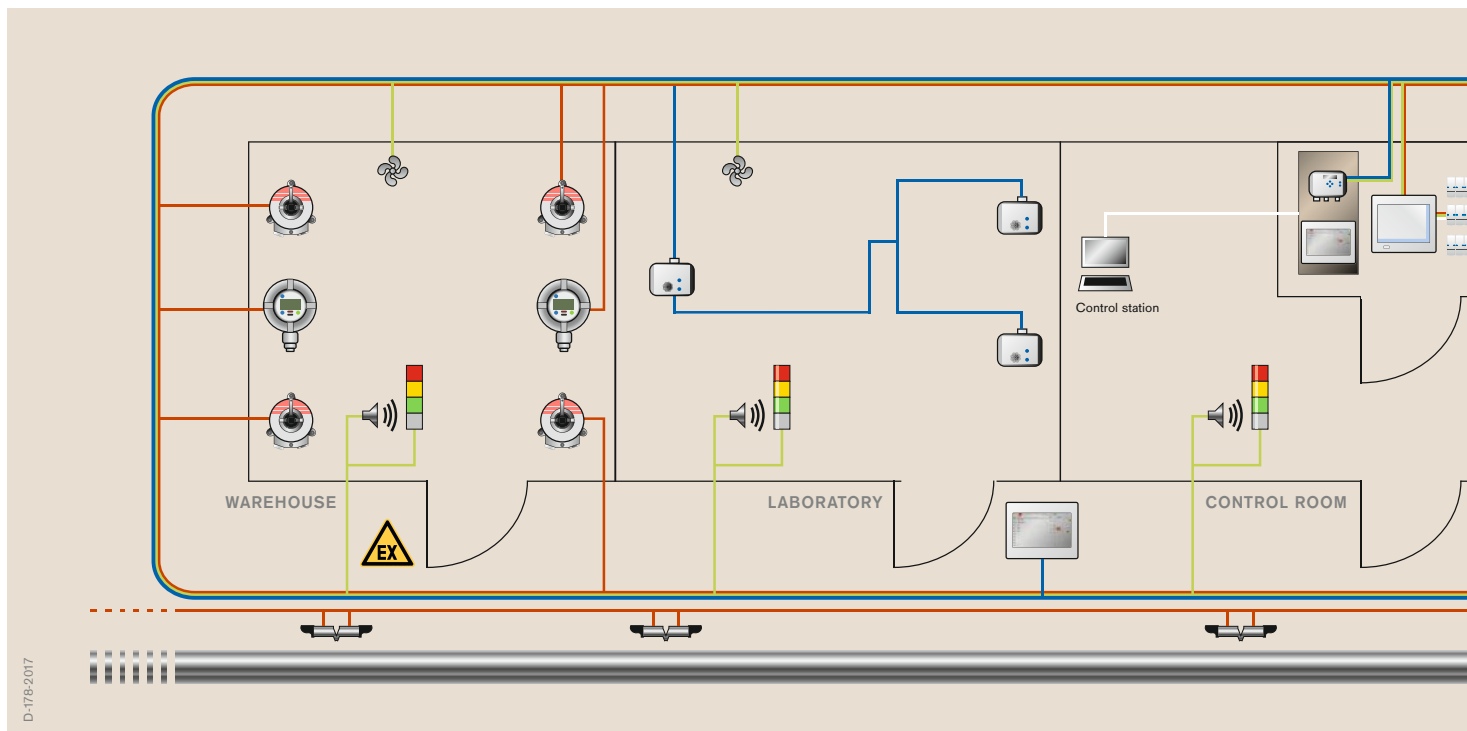
Do your requirements change over time?  
Are you restructuring your production processes or expanding your plant?  
Do you want to use the latest state of the art technology?  
We are always at your service.

Dräger is represented by its own branches on all continents. Our competent local contacts are familiar with your national authority and production technology standards. For the design of gas warning systems, Dräger sales technicians collect relevant information during meetings with the customer on site. On this basis, a team of engineers and technicians with different specialisations prepare a proposal for the optimum solution. The projects are completed by a team of specialists from the

areas planning, assembly and commissioning. The service portfolio of Dräger includes production inspections, factory acceptance tests, installation, commissioning and maintenance. We offer training by our specialists at our corporate headquarters in Lübeck, our local system centres and directly at your premises.

Our customer relations are geared towards partnership and longterm co-operation.

## Just one of our customer-specific solutions



### OUR PRODUCT PORTFOLIO

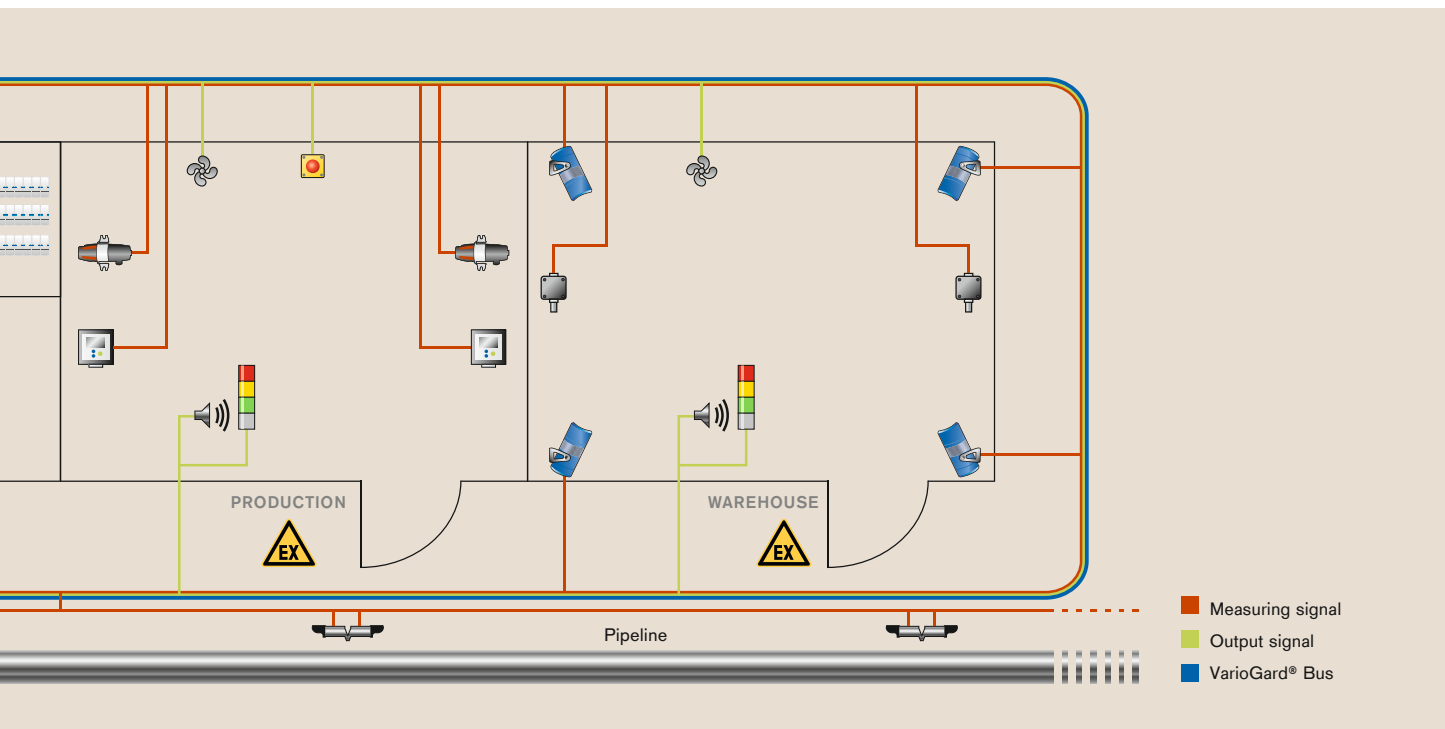
Dräger offers you a comprehensive portfolio of stationary gas measuring technology products tuned to each other. Dependent on the measuring task, electrochemical, optical infrared or catalytic sensors are available. This sensor technology covers a spectrum of more than 400 detectable gases and vapours.

Our detectors range from simple measuring probes via open path systems for line monitoring, to digital transmitters with the most varied ignition protection

types and many special functions. Flame detectors with various monitoring methods and analysis criteria in different designs optimally complement your safety system.

With this approach to a safety system and the correct combination of components, you can also meet the functional safety requirements in accordance with SIL 2.

# Systematic design. Flexible integration. Seamless monitoring.



## PERFECT INTEGRABILITY

Due to its modular design, stationary gas measuring technology from Dräger can be very flexibly integrated into an existing infrastructure. The devices can be easily combined with each other and extended into a seamless safety network in accordance with your requirements. On site, Dräger engineers take detailed care of all relevant interfaces and data and the precision setup of your gas warning system.

## UNDERSTANDING YOUR CHALLENGES

Whether complete industrial systems, production sites, pipelines, material warehouses or highly specialised laboratories, Dräger also has suitable stationary gas measuring technology for your application. Our engineers determine the economically appropriate number and optimum position of sensors based on the prevailing conditions. In combination with suitable analysis units and alarm facilities, the systems quickly warn against potential hazards from gases or flames.

# Our know-how for your ideal solution!

## Our products for a successful system

### DETECTION OF TOXIC GASES AND OXYGEN

Toxic Measurement	Display	Intrinsic Safety	Flameproof	Increased Safety	SIL	4-20 mA	Bus	HART®
<b>A</b> PIR 7200			■	■	SIL 2	■		□
PointGard® 2100	■					■		
<b>B</b> Polytron® 2000	■					■		
<b>C</b> Polytron® 3000	□	■			SIL 1	■		
Polytron® 5100	■		■	□	SIL 2	■		
Polytron® 5720	■		■	□	SIL 2	■		
<b>D</b> Polytron® 7000	■	■			SIL 2	■	□	□
<b>E</b> Polytron® 8100	■		■	□	SIL 2	■		■
<b>F</b> Polytron® 8720	■		■	□	SIL 2	■		■
VarioGard® 2320						■		
<b>G</b> VarioGard® 3000							■	
VarioGard® 3320							■	

■ Standard □ Option





# DETECTION OF FLAMMABLE GASES AND VAPOURS

Ex Measurement	Display	Intrinsic Safety	Flameproof	Increased Safety	SIL	4-20 mA	Bus	HART®	Wireless
<b>A</b> GS01		■			SIL 2				■
<b>B</b> PEX 3000			■	■	SIL 2	■			
<b>C</b> PIR 3000			■	■		■			
<b>D</b> PIR 7000			■	■	SIL 2	■		□	
PointGard 2200	■					■			
Polytron® 5200	■		■	□	SIL 2	■			
Polytron® 5310	■		■	□	SIL 2	■			
Polytron® 5700	■		■	□	SIL 2	■			
<b>E</b> Polytron® 8200	■		■	□	SIL 2	■		■	
<b>F</b> Polytron® 8310	■		■	□	SIL 2	■		■	
<b>G</b> Polytron® 8700	■		■	□	SIL 2	■		■	
Polytron® SE Ex					SIL 1 (2)				
VarioGard® 2300						■			
<b>H</b> VarioGard® 3200							■		
VarioGard® 3300							■		

■ Standard □ Option



## FLAME DETECTION

Flame Detection	Detection Technology	Flameproof	Increased Safety	SIL	4-20 mA	HART®	RS-486	Relay
<b>A</b> Flame 2000	IR	■	■	SIL 2	■	■	■	■
<b>B</b> Flame 2100	UV	■	■	SIL 2	■	■	■	■
<b>C</b> Flame 2350	UV/IR	■	■	SIL 2	■	■	■	■
<b>D</b> Flame 2370	Ultrafast UV/IR	■	■	SIL 2	■	■	■	■
<b>E</b> Flame 2500	IR3	■	■	SIL 2	■	■	■	■
<b>F</b> Flame 2570	Ultrafast IR3	■	■	SIL 2	■	■	■	■
<b>G</b> Flame 2700	Multi IR	■	■	SIL 2	■	■	■	■
<b>H</b> Flame 3000	Visual	■		SIL 2	■	■	■	■
<b>I</b> Flame 5000	Visual	■		SIL 2	■	■	■	■
SharpEye 20/20 MPI-M	IR3				■		■	
SharpEye 20/20 MPI-R	IR3						■	■

■ Standard □ Option



## OPEN-PATH DETECTION / CONTROL UNITS

	Open-path detection	Channels	mA	mV	Digital Communication	SIL	Surface Mount	DIN Rail Mount	Dockingstation
A	REGARD® 2400/2410	4	■	□			■	□	
B	REGARD® 3900 Series	16	■	□	■	SIL 1 (2)	■		
C	REGARD® 7000	1536 (logic Channels)	■		□	SIL 2c3			■
D	REGARD®-1	1	■	■			■		
E	VarioGard® Controller	100			■		■	□	



	Control units	Type of gas	Flameproof	Increased Safety	SIL	4-20 mA	Bus	HART®
A	Pulsar 7000 Series	flammable	■		■	■	■	■
B	SafEye 900 / 950 / 960	toxic or flammable	■	■	SIL 2	■	RS485	■

■ Standard □ Option



Not all products, features, or services are for sale in all countries.  
Mentioned Trademarks are only registered in certain countries and not necessarily in the country in which this material is released. Go to [www.draeger.com/trademarks](http://www.draeger.com/trademarks) to find the current status.

#### **CORPORATE HEADQUARTERS**

Drägerwerk AG & Co. KGaA  
Moislinger Allee 53–55  
23558 Lübeck, Germany

[www.draeger.com](http://www.draeger.com)

#### **REGION DACH**

Dräger Safety AG & Co. KGaA  
Revalstraße 1  
23560 Lübeck, Germany  
Tel +49 451 882 0  
Fax +49 451 882 2080  
[info@draeger.com](mailto:info@draeger.com)

#### **REGION EUROPE**

Dräger Safety AG & Co. KGaA  
Revalstraße 1  
23560 Lübeck, Germany  
Tel +49 451 882 0  
Fax +49 451 882 2080  
[info@draeger.com](mailto:info@draeger.com)

#### **REGION MIDDLE EAST, AFRICA**

Dräger Safety AG & Co. KGaA  
Branch Office  
P.O. Box 505108  
Dubai, United Arab Emirates  
Tel +971 4 4294 600  
Fax +971 4 4294 699  
[contactuae@draeger.com](mailto:contactuae@draeger.com)

#### **REGION ASIA PACIFIC**

Draeger Singapore Pte. Ltd.  
25 International Business Park  
#04-20/21 German Centre  
Singapore 609916  
Tel +65 6308 9400  
Fax +65 6308 9401  
[asia.pacific@draeger.com](mailto:asia.pacific@draeger.com)

#### **REGION CENTRAL**

**AND SOUTH AMERICA**  
Dräger Panama S. de R.L.  
Complejo Business Park,  
V tower, 10th floor  
Panama City  
Tel +507 377-9100  
Fax +507 377-9130  
[contactcsa@draeger.com](mailto:contactcsa@draeger.com)

Locate your Regional Sales  
Representative at:  
[www.draeger.com/contact](http://www.draeger.com/contact)

